


Florida/Caribbean
AETC
AIDS EDUCATION AND TRAINING CENTER


19th Annual HIV CONFERENCE
May 14-15, 2010 • Orlando, FL

**Approach to HIV in Correctional Facilities
and Strategies for Linkage to Care**

Presented by
JaDawn Wright
Community Outreach Coordinator
Youth Education Services
USF Department of Pediatrics



USFTM
HEALTH



Florida/Caribbean
AETC
AIDS EDUCATION AND TRAINING CENTER

Disclosure of Financial Relationships

**This speaker has no significant financial relationships
with commercial entities to disclose.**

This slide set has been peer-reviewed to ensure that there are
no conflicts of interest represented in the presentation.



AETC *19th Annual HIV CONFERENCE*

*May 14-15, 2010
Orlando, FL*

National Youth Incarceration

- In the United States, 2.11 million youth under the age of 25 were incarcerated in 2008.
- Juveniles accounted for 16% of all violent crime arrests and 26% of all property crime arrests in 2008.
- In 2008, although black youth accounted for just 16% of the youth population ages 10–17, they were involved in 52% of juvenile Violent Crime Index arrests and 33% of juvenile Property Crime Index arrests.

Puzzanchera, C., Sladky, A. and Kang, W. (2009). "Juvenile Justice Bulletin: Juvenile Arrest 2008." Online. Available: <http://www.ncjrs.gov/pdffiles1/ojdp/228479.pdf>



19th Annual HIV CONFERENCE

May 14-15, 2010
Orlando, FL

Sexual Abuse During Incarceration

National Survey of Youth in Custody (NSYC), representing 26,550 adjudicated youth held nationwide in state operated and large locally or privately operated juvenile facilities. Overall, 91% of youth in these facilities were male; 9% were female.

- About 12% of youth in state juvenile facilities and large non-state facilities (representing 3,220 youth nationwide) reported experiencing one or more incidents of sexual victimization by another youth or facility staff in the past 12 months or since admission, if less than 12 months.
- About 2.6% of youth (700 nationwide) reported an incident involving another youth and 10.3% reported an incident involving staff.

<http://bjs.ojp.usdoj.gov/index.cfm?ty=pbdetail&iid=2113> January 7, 2010



19th Annual HIV CONFERENCE

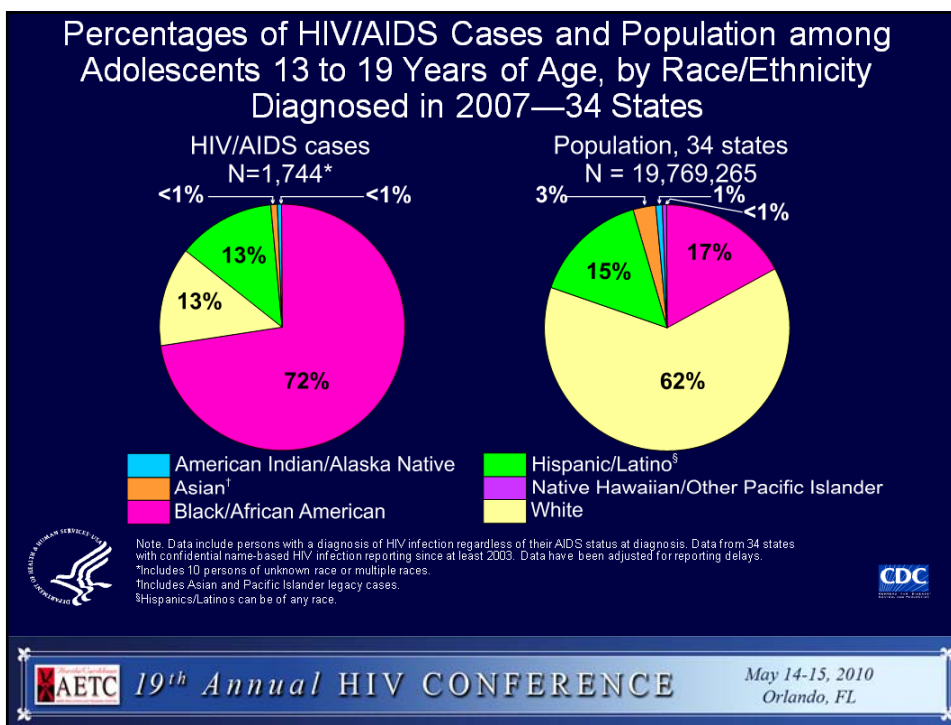
May 14-15, 2010
Orlando, FL

TABLE 1—Review of Studies of Chlamydia and Gonorrhea Diagnoses Among US Adolescent Offenders

Authors	Sample	Location	Period	Gender	% Positive for Chlamydia	% Positive for Gonorrhea
Bell et al. (1985) ²⁶	Detainees, new admissions (N = 100)	King County, WA	1981	Female	19.8	18.4
Broussard et al. (2002) ²⁷	Detainees, processed (N = 5558)	Cook County, IL	1998–1999	Male Female	12.9 32.5	4.3 13.6
Canterbury et al. (1995) ⁴	Detainees, intake records (N = 1215)	Unknown state	NA	Male Female	8.6 9.5	0.6 5.4
Kahn et al. (2005) ⁵	Detainees in 14 detention centers, cross-sectional sample (N = 131,915 chlamydia and 71,074 gonorrhea tests)	Alameda County, CA; Los Angeles, CA; San Francisco, CA; Atlanta, GA; Maryland; New York, NY	1997–2002	Male Female	5.9 15.6	1.3 5.1
Katz et al. (2004) ²⁸	Detainees, admissions on selected screening dates (N = 101)	Hawaii	2000–2001	Female	13.9	5.9
Lofy et al. (2006) ²⁹	Detainees, 4 detention centers (N = 3593)	Washington	1998–2002	Female	13.7	NA
O'Brien et al. (1988) ³⁰	Detainees (N = 98)	Seattle, WA	NA	Male	10.9	5.5
Oh et al. (1998) ⁷	Detainees, consecutive admissions (N = 263)	Jefferson County, AL	1996–1997	Male Female	8.8 28.3	2.8 13.1
Pack et al. (2000) ³¹	Detainees, consecutive admissions (N = 284)	Birmingham, AL	May–November 1997	Male	14.4	6.7
Risser et al. (2001) ⁸	Detainees, consecutive admissions (N = 589)	Harris County, TX	June–August 1998 January–May 1999	Male Female	9.6 28.1	6.7 23.4
Robertson et al. (2005) ³²	Detainees (N = 763)	Unknown southern city	2002–2003	Male Female	8.1 24.7	1.5 7.3
Shafer et al. (1993) ³³	Detainees (N = 269)	NA	NA	Male	10.7	6.6

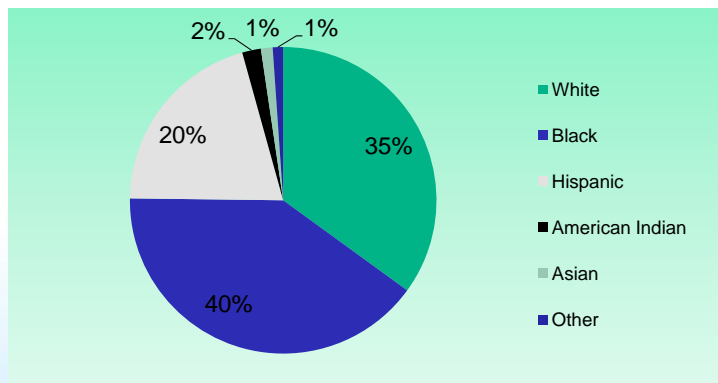
Note. NA = not available.

Belenko S, Dembo R, Rolle M, Childs K, and Salvatore C. Detecting, preventing, and treating sexually transmitted diseases among adolescent arrestees: an unmet public health need. *Am J Public Health*, 2009 Jun;99(6):1032-41. Epub 2009 Apr 16. Review. PMID: 19372535



Youth Incarceration in the United States

Census Data by Race/Ethnicity for United States, 2006



Juveniles in Residential Placement Age 0-18

Data source: Author's analysis of OJJDP's "Census of Juveniles in Residential Placement 1997, 1999, 2001, 2003, and 2006" [machine-readable data files].

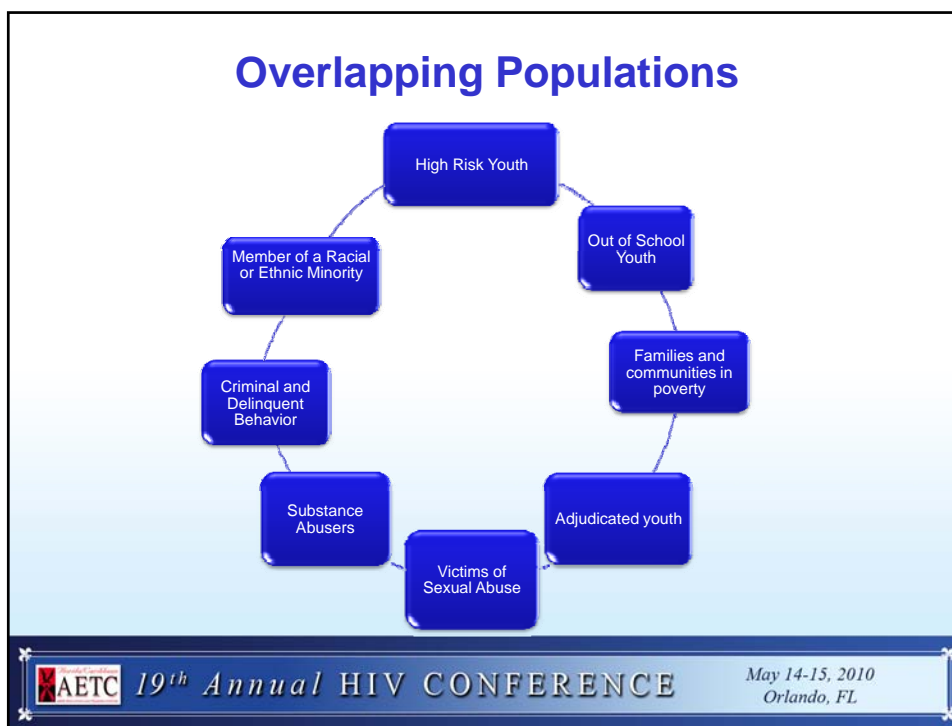

19th Annual HIV CONFERENCE
May 14-15, 2010
Orlando, FL

Florida Youth Incarceration

- As of August 2008, Florida's population of 10 to 17 year-olds was estimated to be approximately 1.89 million.
- Florida is the state with the highest rate of incarcerated juveniles
- 73 delinquency referrals for every 1000 juveniles during FY 2008-2009

Source: Florida Legislature Office of Economic and Demographic Research (EDR) August 2009 population projections.


19th Annual HIV CONFERENCE
May 14-15, 2010
Orlando, FL



Y.E.S. Program Description

- The University of South Florida (USF) Division of Pediatric Infectious Diseases is the primary provider of pediatric and adolescent primary and specialty HIV medical care for the Tampa Bay Area
- USF has had a specialized program for HIV/AIDS infected youth since 1995
- In October 2001, USF Pediatric Infectious Diseases was awarded a Ryan White Part D Youth Initiative grant, to form the Tampa Bay Youth Services Network (TBYSN) now Youth Education Services (Y.E.S.) Program



Program Description

- Y.E.S. serves youth between the ages of 13- 24 years of age in Hillsborough and Pinellas Counties, which include the urban centers of Tampa and St. Petersburg (Tampa Bay).



19th Annual HIV CONFERENCE

May 14-15, 2010
Orlando, FL

Program Goals

Youth Education Services (Y.E.S.) has three primary goals:

1. Identify HIV-infected youth
2. Bring them into medical care
3. Keep youth engaged in medical care



19th Annual HIV CONFERENCE

May 14-15, 2010
Orlando, FL

Juvenile Justice Facilities Y.E.S. Serves



- Faulkenberg Academy
- Britt Halfway House
- Detention West East Tampa
- Hillsborough East Hillsborough West
- Largo Work Release
- Leslie Peters Detention Center
- Orient Road Jail
- Pace Center for Girls
- Riverside Academy
- Wimawma



19th Annual HIV CONFERENCE

May 14-15, 2010
Orlando, FL

HIV Screening among Youth

According to the Florida Department of Health:

- 4,356 youth were screened for HIV in a detention facility in 2008
- Identified 20 positives for an overall positivity rate of 0.46%
- Male positivity rate was 0.47%
- Female positivity rate was 0.45%



19th Annual HIV CONFERENCE

May 14-15, 2010
Orlando, FL

Frequently Reported Risk Factors in Juvenile Justice Setting

All Males:

1. Unprotected heterosexual sex
2. STD diagnosis
3. Occupational
4. MSM

HIV positive results:

1. Perinatal transmission
2. MSM
3. IDU
4. STD Diagnosis

Florida DOH Medical and Mental Health and Substance Abuse Services Third Annual Training 2009
<http://www.djj.state.fl.us/HealthServices/documents/3rdAHST/8a-Browne-HIV-AIDS-STDS-Among-Juveniles.pdf>



19th Annual HIV CONFERENCE

May 14-15, 2010
Orlando, FL

Frequently Reported Risk Factors in Juvenile Justice Setting

All Females:

1. Unprotected heterosexual sex
2. STD diagnosis
3. Sexual assault
4. Intravenous drug user

HIV positive results:

1. Sex with someone with HIV
2. Sex for drugs/money
3. STD diagnosis
4. Unprotected heterosexual sex

Florida DOH Medical and Mental Health and Substance Abuse Services Third Annual Training 2009
<http://www.djj.state.fl.us/HealthServices/documents/3rdAHST/8a-Browne-HIV-AIDS-STDS-Among-Juveniles.pdf>



19th Annual HIV CONFERENCE

May 14-15, 2010
Orlando, FL

Who is YES testing? YES 2006-2010 DJJ Testing Data

Demographics									
Race									
Gender	AI	Asian	Black	Hispanic	White	Other	Missing	Multiple	Totals
Males	2	7	371	179	174	114	67	21	935
Females	0	0	31	9	28	9	9	0	86
Total	2	7	507		285	123	76	21	1021

Y.E.S. Data compiled By Todd Wells, MPH


19th Annual HIV CONFERENCE

May 14-15, 2010
Orlando, FL

What are the Risk Factors? YES 2006-2010 DJJ Testing Data

Sites	(MSM)	(IDU)	Hemophilia	Transfusion of blood	Hetero	Perinatal	Sex for drugs	Sexual Assault	STD diagnosis	FSM	Someone with HIV/AIDS	Totals
Faulkenberg	1	19	0	1	157	2	2	1	4	0	0	187
Britt House	0	0	0	0	38	0	0	2	2	0	1	43
Detention West	0	0	0	0	3	0	0	0	0	0	0	3
East Tampa	0	0	0	0	5	0	0	0	0	2	0	7
Hillsborough East	1	3	1	0	48	1	3	8	1	3	10	79
Hillsborough West	0	0	0	0	22	0	0	1	0	0	0	23
Largo Work Release	0	0	0	0	14	0	0	0	0	0	0	14
Leslie Peters Detention Center	0	3	0	0	28	0	0	0	0	0	0	31
Orient Rd. Jail	5	26	1	0	172	1	3	2	15	1	5	231
Pace Center for Girls	0	0	0	0	22	0	2	11	4	9	0	48
Riverside Academy	1	9	0	0	182	0	1	0	3	0	4	200
Wimawma	0	5	0	0	144	1	3	0	2	0	0	155
Totals	8	65	2	1	835	5	14	25	31	15	20	1021

Y.E.S. Data compiled By Todd Wells, MPH


19th Annual HIV CONFERENCE

May 14-15, 2010
Orlando, FL

Characteristics of Y.E.S. Program

- Education is FUN
- Utilizes Youth Educators
- Interactive youth focus
- Multi media approach- video, music, visuals
- Meets youth where they are
- Accepting of all situations
- Emphasize confidentiality
- Teach youth Self- Efficacy Skills
- Draws on youth language and culture

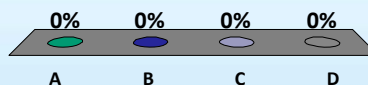


19th Annual HIV CONFERENCE

May 14-15, 2010
Orlando, FL

If a guy ask for “Becky” he wants?

- A. Sex
- B. A blond girl
- C. Oral Sex
- D. A nice girl



Source: urbandictionary.com

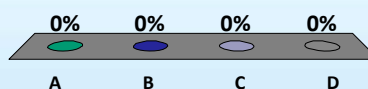


19th Annual HIV CONFERENCE

May 14-15, 2010
Orlando, FL

What does the term “hunching” refer to?

- A. Having oral sex
- B. Kneeling
- C. Having Sex
- D. To be slumped over



Source: urbandictionary.com



19th Annual HIV CONFERENCE

May 14-15, 2010
Orlando, FL

What Youth Want to Know

- How is HIV transmitted?
- Is this true....
- What is the BEST type of condom?
- Why condoms break?
- How to use a condom correctly?
- What are the symptoms of HIV?
- What does HIV and STI testing involve?



19th Annual HIV CONFERENCE

May 14-15, 2010
Orlando, FL

Barriers to Working in the Juvenile Justice System

- Getting into the system
- Maintaining confidentiality
- Youth having access to pre and post test counseling for HIV screening



19th Annual HIV CONFERENCE

May 14-15, 2010
Orlando, FL

Linkage and Maintenance Strategies

- Maintaining relationships with Juvenile Justice Health Staff
- Providing Resource information in multiple justice settings
- Building relationships with youth through the pre and post test counseling process
- Maintaining an open and youth friendly attitude



19th Annual HIV CONFERENCE

May 14-15, 2010
Orlando, FL


Thank You!!!

Any Questions ???

For further information on the Y.E.S. Program
Please Contact:



JaDawn Wright
Community Outreach Coordinator
Youth Education Services (YES)
USF Department of Pediatrics
777 4th Street South
St. Petersburg, FL 33701
Office: 727-767-8167
Cell: 727-418-8120
Fax: 727- 767-4459
jwright@health.usf.edu



Disclosure of Financial Relationships

This speaker has no significant financial relationships with commercial entities to disclose.

This slide set has been peer-reviewed to ensure that there are no conflicts of interest represented in the presentation.